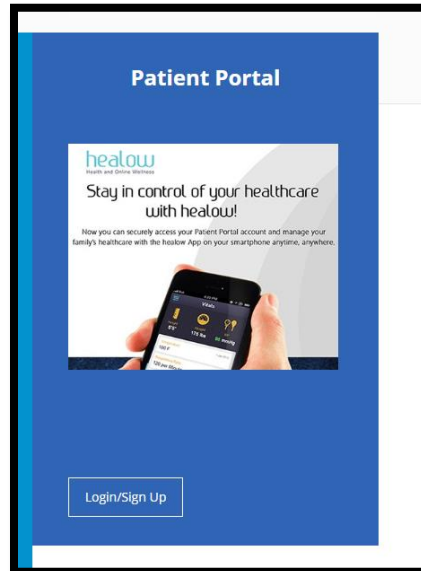
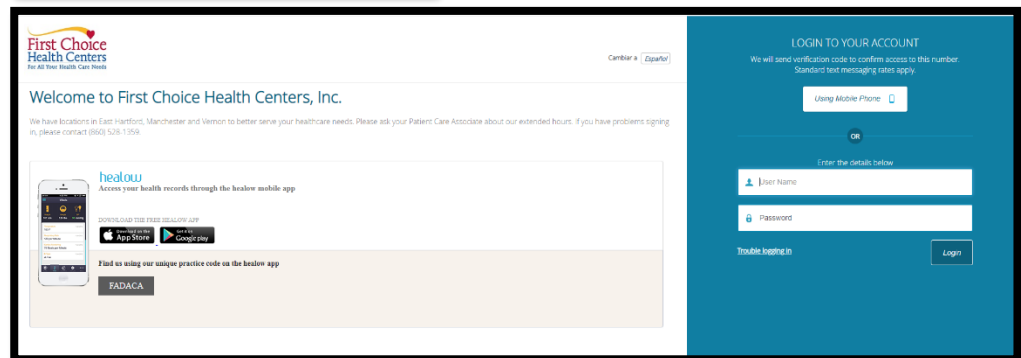


# JOB AID Online Portal- Telehealth Visits

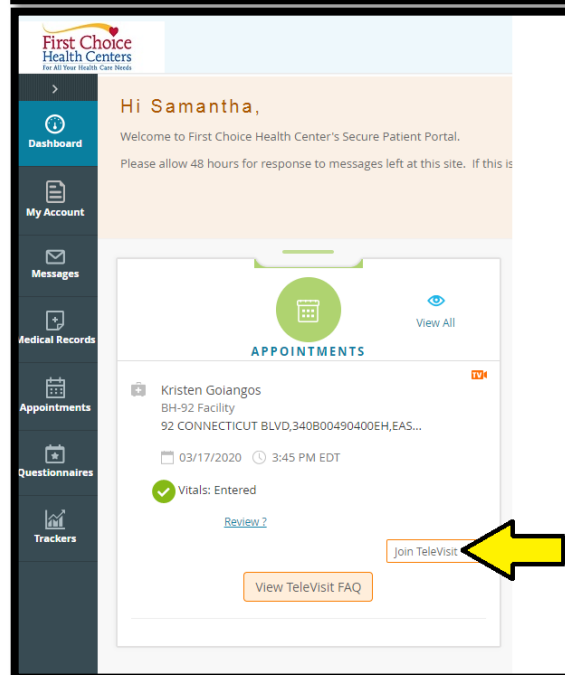
Go to our website  
**firstchc.org**  
and click “Login/Sign Up”



Enter your Username and Password.  
This information is provided when you are “web enabled” by our FCHC Staff.



In the Appointments section, click  
“Join TeleVisit”  
for your scheduled appointment.



# JOB AID Online Portal- Telehealth Visits

Click “Allow” when asked to use your Camera and Microphone.

You will not be able to participate in TeleHealth without this access.

It will then check your settings for your camera, microphone, and internet connection. If you have green check marks along the right side, you can click “Proceed” at the bottom.

You may be asked to enter vital signs (if possible, but not required) or other questionnaires.

Click “Start TeleVisit”  
This will alert the provider that you are ready, and they will connect with you to start the visit. As always, we try our best to limit wait times, but the connection may not be instant.

